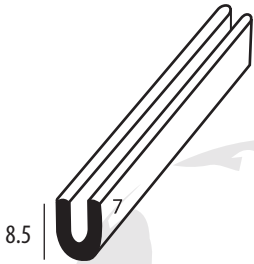


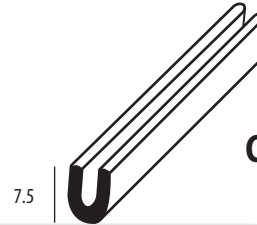
PERFILES TIPO U

R13



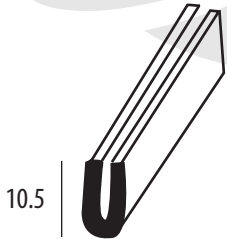
Canal interior : 1.5 - 2mm de anch
 7mm alt
Dureza: 60 +- 5 SHRA
Espesor de pared : 1.8mm

R13 - B



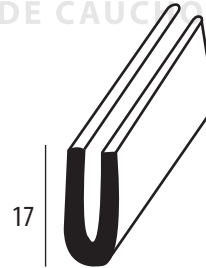
Canal interior : 1mm anch
 6mm de alt
Dureza: 60 +- 5 SHRA
Espesor de pared: 1.5mm

R-0207




Canal interior : 1.5 - 2mm anch
 8mm de alt
Dureza : 60 +- 5 SHRA
Espesor de pared : 2mm

R-032



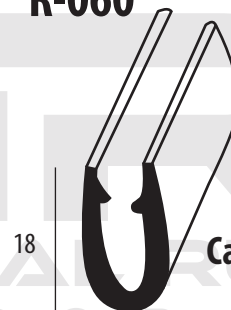
Canal interior : 7mm anch
 13mm de alt
Dureza : 60 +- 5 SHRA
Espesor de pared : 2.5mm

R-031



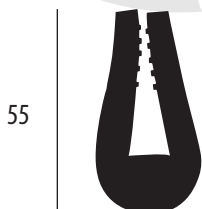
Canal interior : 4.5mm anch
 9mm de alt
Dureza : 60 +- 5 SHRA
Espesor de pared : 2mm

R-060



Canal interior : 3.5mm anch
 14.5mm de alt
Dureza : 60 +- 5 SHRA
Espesor de pared : 3mm

R-3433



Canal interior : 11mm anch
 38mm de alt
Dureza: 75 +- 5 SHRA
Espesor de pared: 7mm